










Household Waste Disposal Guidelines











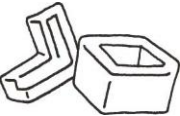




Put out household waste **by 8:30 am** on the collection day.









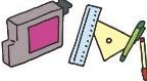














Scan the QR code on the right to check your area's collection days on the City of Hiroshima website. Alternatively, you may refer to the printed edition of the Household Waste Disposal Guidelines.





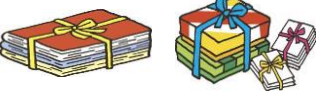
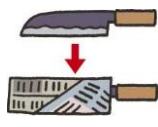








Collection Days
(The City of
Hiroshima website)

Category	Collection day	Items	Examples	Disposal Method
<div> <div>かねん 可燃ごみ</div> <div>Combustible Waste</div> </div>	<div>Twice a week</div>	Kitchen waste	 <p>Food waste, eggshells, seafood shells, etc.</p>	<ul style="list-style-type: none"> Dispose of combustible waste in a strong paper bag or plastic bag (do not use sandbags, etc.). Do not dispose of combustible waste in cardboard boxes. If a piece of paper is larger than a business card, you should dispose of it as recyclable waste. This includes confectionery boxes and direct mail. Return empty milk cartons to collection boxes at supermarkets if possible. Drain food waste of any excess liquid and wrap it in newspaper or similar paper. Soak up cooking oil with a cloth or newspaper before disposal. Cut up pruned branches and pieces of wood before disposal. They should be shorter than approximately 50 cm in length and tied up in small bundles. Note: You can only dispose of green wood up to 5 cm in diameter or dried wood up to 10 cm in diameter. Break off the points of bamboo skewers and other sharp items before disposal. You must soak fireworks and matches in water before disposal.
		Non-recyclable paper waste	 <p>Short sticks and grass</p>	
		Small pieces of wood/ pruned branches	 <p>Cigarette butts</p>	
		Other	 <p>Medicine, medicated patches</p>	
			 <p>Masks, tissue paper, carbon paper, etc.</p>	
			 <p>Desiccants and deoxidizers</p>	
			 <p>Disposable diapers</p>	
			 <p>Pet litter, droppings, etc.</p>	
			 <p>Cushions and pillows with cotton filling</p>	

Category	Collection day	Items	Examples	Disposal Method
 PET Bottles	<div>Once a week</div>	PET Bottles  Look for this symbol	<ul style="list-style-type: none"> ● PET bottles for beverages (soft drinks, tea, coffee, water, etc.). ● PET bottles for alcohol, mirin, vinegar, soy sauce, noodle dipping sauce (<i>mentsuyu</i>), and oil-free dressings; bottles for oil-based dressings should be disposed of as Recyclable Plastics.   Remove caps and labels and dispose of them as Recyclable Plastics. 	<ul style="list-style-type: none"> ● Dispose of PET bottles in a transparent or semi-transparent plastic bag (contents must be visible). ● PET bottles must be bagged separately from Recyclable Plastics. ● Do not put bags filled with PET bottles into another bag. ● Plastic bottles for cooking oil, sauce, and detergent go in Recyclable Plastics. ● Remove caps and labels, empty and rinse the inside of bottles with water, and crush them. (Caps and labels go in Recyclable Plastics.)
 Recyclable Plastics		Container and packaging plastics  Look for this symbol	<div>Plastic product containers and packaging</div> <div>    </div> <div>   </div> <div>    </div>	<ul style="list-style-type: none"> ● Dispose of recyclable plastics in a transparent or semi-transparent plastic bag (contents must be visible). ● Recyclable plastics must be bagged separately from PET Bottles. ● Do not put bags filled with recyclable plastics into another bag. ● Rinse food containers, bottles, and tubes or wipe them clean before depositing of them. If they are difficult to clean or if the contents cannot be removed, dispose of them as Combustible Waste. ● Remove caps and lids. ● Return supermarket food trays to collection boxes at supermarkets if possible.

Category	Collection day	Items	Examples				Disposal Method
<div></div> <div>Other Plastics</div>	Twice a month	Plastics other than containers and packaging	 Vinyl bags	 Shoes, slippers, leather shoes and rain shoes	 Stuffed toys and plastic toys	<ul style="list-style-type: none">• Dispose of other plastics in a transparent or semi-transparent plastic bag (contents must be visible).• Cut plastic sheets and long items such as hoses into pieces shorter than 30 cm. If it is difficult to cut them, tie them with string and dispose of them as Non-Combustible Waste.• Dispose of plastic toys and stuffed toys that include machine parts as Non-Combustible Waste.• Plastic items that meet the criteria for Large Waste (see below) will be considered Large Waste.• Dispose of wooden hangers (including those that contain metal) as combustible waste. Dispose of metal hangers (including those covered by vinyl) as non-combustible waste.	
			 Dry cleaning bags	 Videotapes, cassette tapes, CDs, DVDs, and their cases	 Plastic hangers		
			 Kitchen wrap (remove the paper center), sponges	 Printer ink cartridges, plastic stationery products	 Cushions and pillows with sponge filling		
<div></div> <div>Non-Combustible Waste</div>	Twice a month	Ceramics	 Leather bags	 Ceramics	 Milky-white cosmetic bottles, nail polish bottles	 Heat-resistant glass	<ul style="list-style-type: none">• Dispose of non-combustible waste in a strong plastic bag (do not use sandbags, etc.).• Dispose of soil, sand, and gravel used in plant pots using a plastic bag (up to three bags of waste at a time).• Place lighters in a separate bag from other non-combustible waste and write “ライター” (“lighter”) on the bag to prevent fires.• Remove batteries from electrical appliances and dispose of them as Harmful Waste.• Tie together vinyl sheets and hoses with string before disposing of them. If possible, cut them into pieces shorter than approximately 30 cm and dispose of them as Other Plastics.• Dispose of small electrical appliances (battery-powered or mains-powered) via the recycling boxes in ward offices. Only items that can fit through the slot of the collection box (H15cm × W30cm × D40cm) will be allowed. Alternatively, you may also arrange for collection by courier service. For details, please visit the City of Hiroshima website.
		Small electrical appliances (items not categorized as Large Waste)	 Incandescent or LED light bulbs, disposable pocket warmers	 Lighters (Place in a separate bag.)	 Metal caps and lids	 Aluminum foil	
		Other	 Cold gels	 Razors	 Umbrellas, hot water dispensers and watches	 Small electrical appliances, such as irons and hair driers	

Category	Collection day	Items	Examples	Disposal Method
<div> <div>しげん 資源ごみ</div> <div>Recyclable Waste</div> </div>	Twice a month	Paper (larger than a business card) Cloth Metals Glass	<div>  Cloth bags  Newspapers  Cardboard  Old clothes, curtains, etc. </div> <hr/> <div>  Other paper larger than a business card (including books, magazines, flyers, confectionery boxes, and direct mail)  Kitchen knives (Wrapped in newspaper, etc.) </div> <hr/> <div>  Cans including 18-liter square cans (<i>ittokan</i>), oil cans, and spray cans (use up or empty them in a well-ventilated outdoor place far from fire), pots, frying pans, etc.  Glass bottles and broken glass (Remove bottle caps.)  Cosmetic bottles (except milky-white bottles and nail polish bottles) </div>	<ul style="list-style-type: none"> ● Tie paper up with string. Place other recyclable waste in a strong bag (do not use sandbags, etc.) and dispose of it separately from Harmful Waste. ● Be sure to use up spray cans or empty them in a well-ventilated outdoor place far from fire. Do not make holes in spray cans before disposing of them. ● If spray cans, paint cans, and containers for medicine or chemicals are not empty they will not be collected, so please consult their manufacturers. ● Wrap kitchen knives and broken glass in newspaper (etc.) and write 危険 (dangerous) on them. ● If possible, take returnable bottles (such as beer bottles and large sake bottles) back to the store where they were purchased. ● Remove caps and lids from cans and bottles, make sure to empty them and wash them thoroughly before disposal. ● The City of Hiroshima asks that residents practice Group Collection to reduce waste and prevent it from being stolen. To find out whether Group Collection is carried out in your area, contact your local neighborhood association. ● As much as possible, donate and reuse old clothes.
<div> <div>ゆうがい 有害ごみ</div> <div>Harmful Waste</div> </div>	Twice a month	Dry-cell batteries Fluorescent lights Mercury thermometers	<div>  Dry-cell batteries, watch batteries (Cover both terminals of watch batteries (etc.) with tape)  Fluorescent lights  Mercury thermometers </div>	<ul style="list-style-type: none"> ● Be sure to place harmful waste in a separate plastic bag (not a sandbag) from recyclable waste and write 有害 (harmful) on the bag. ● Non-mercury thermometers go in non-combustible waste. ● LED bulbs and LED fluorescent lights go in non-combustible waste. ● Fluorescent lights go in harmful waste, regardless of their size. ● Place fluorescent lights in boxes, or wrap them in newspaper or other material, and then place them in a plastic bag. This is to prevent mercury from leaking if the fluorescent lights break. ● When putting out harmful waste, be careful not to break anything.

Category	Collection day	Items	Examples	Disposal Method
<div data-bbox="100 726 280 885"> <p>おおがた 大型ごみ ゆうりょう (有料)</p> </div> <div data-bbox="100 917 280 981"> <p>Large Waste (Paid service)</p> </div>	<div data-bbox="302 758 504 965"> <p>Twice a month (Reservation Required)</p> </div>	<div data-bbox="526 582 705 742"> <p>Items subject to the Home Appliance Recycling Law</p> </div> <div data-bbox="526 774 683 837"> <p>Home appliances</p> </div> <div data-bbox="526 869 660 901"> <p>Furniture</p> </div> <div data-bbox="526 933 660 965"> <p>Bedding</p> </div> <div data-bbox="526 997 616 1029"> <p>Other</p> </div>	<div data-bbox="728 223 1601 391"> <p>Note: For items subject to the Home Appliance Recycling Law, <u>you have to purchase a separate Home Appliance Recycling Payment Ticket by transferring the recycling fee at a post office or Japan Post Bank counter, in addition to the payment ticket issued by the City.</u></p> </div> <div data-bbox="918 414 1321 630"> </div> <div data-bbox="761 646 1556 774"> <p>● Items subject to the Home Appliance Recycling Law (Air conditioners, TV sets, refrigerators, freezers, washing machines, home driers)</p> </div> <div data-bbox="728 813 1456 893"> <p>Futons, dressers, desks, plastic kerosene containers, bicycles, etc.</p> </div> <div data-bbox="750 909 1075 1093"> </div> <div data-bbox="1086 869 1590 1109"> <p>Note: For shoe cupboards, cupboards, bookshelves, chests, and other large items, measure their dimensions (width and height viewed from the front) before making a reservation for collection.</p> </div> <div data-bbox="728 1125 1243 1524"> <p>Items whose longest length is at least 30 cm fall under Large Waste. They include rod-shaped items whose longest length is at least 1 m, and board-shaped items whose longest length is at least 1 m and that are easily folded. However, all appliances subject to the Household Appliance Recycling Law are considered Large Waste, regardless of size.</p> </div> <div data-bbox="1276 1165 1556 1340"> </div> <div data-bbox="1299 1356 1568 1452"> <p>Vacuum cleaners, microwave ovens, etc.</p> </div>	<div data-bbox="1612 151 2128 391"> <ul style="list-style-type: none"> ● You may reserve online, via phone, or via webchat (if you reserve online or via webchat, you can also make cashless payments). However, please note that cashless payments will not be refunded if you cancel your reservation. ● Phone reservations (Japanese only) </div> <div data-bbox="1612 406 2128 742"> <p>Large Waste Information Center (<i>Ōgata Gomi Uketsuke Sentā</i>) Tel: 0570-082530 (expenses are not covered by flat rate calling plans) Flat rate calling plan subscribers may call 082-544-5300 instead. Fax: 0570-082531 Those unable to reserve via the abovementioned methods due to hearing impairments or other disabilities may do so via fax.</p> </div> <div data-bbox="1612 734 2128 885"> <p>Business hours: 9 am-6 pm Closed: Weekends, national holidays, August 6, December 29 to January 3 Reservation deadline: At least three days before your area's collection day.</p> </div> <div data-bbox="1612 877 2128 997"> <p>● Online reservations Scan the QR code on the right to make a reservation.</p> </div> <div data-bbox="1926 893 2038 997"> </div> <div data-bbox="1612 997 2128 1173"> <p>Reservation deadline: At least five days before your area's collection day Note: Count from the day before the collection day. The abovementioned three and five days do not include days when the Center is closed.</p> </div> <div data-bbox="1612 1173 2128 1412"> <p>● The City does not collect home PCs or PC monitors. Apply to their manufacturers to have them collected or contact the PC 3R Promotion Association. Collection boxes for small electrical appliances are also available depending on their size (see Non-Combustible Waste).</p> </div> <div data-bbox="1612 1428 2128 1532"> <p>PC 3R Promotion Association Tel: 03-5282-7685 Website: http://www.pc3r.jp/</p> </div>

What you can do with waste not collected by the City of Hiroshima

Bulk waste disposal	You must take these to a designated waste collection facility yourself or use a licensed private waste collection service.	A large amount of waste produced due to moving house, garden tree pruning, house redecoration, or other reasons	Do one of the following: <ul style="list-style-type: none">• Take it directly to a waste collection facility designated for each category of waste by the City.• Have it collected by a private waste collection service licensed by the City. Note: Some waste, including industrial waste, cannot be collected at municipal facilities. Please confirm with the relevant facility in advance.
Commercial waste		Waste generated from commercial activities (in offices, stores, etc.)	
Other	Take it to the store it was purchased at or to its manufacturer.	Motorcycles (including motorized bicycles), agricultural cultivators, automobiles, disused FRP boats, tires, flammable or explosive items (including gunpowder, gas cylinders, unused fire extinguishers, petroleum oil, and automotive batteries), toxic substances (including agricultural chemicals and other chemicals), septic tanks, fire-resistant safes, pianos (excluding electric pianos), personal computers (main units and monitors), etc.	

Large Waste Removal Support (*Anshin Support*)

If you live alone and are unable to move Large Waste to the collection site by yourself, collection staff will assist you in removing the refuse from your residence.

How to apply: Apply online or by phone to the Large Waste Information Center **at least two weeks before the collection date**.

Fees: You only need to pay the **fee for disposing of Large Waste**.

Criteria: Even if you don't live by yourself, you may still apply if a) all members of your household or b) all but one member of your household fall under any of the following categories:



- (1) Those who are enrolled in Long-Term Care Insurance and certified as requiring long-term care and support
- (2) Those who have been issued the Physical Disability Certificate, Special Needs Certificate or Mental Disability Health and Welfare Certificate
- (3) Those who are expecting a child or who gave birth within the past year and have received a Maternal and Child Health Handbook
- (4) Those who are 65 years of age or older
- (5) Those who are still receiving compulsory education

If you wish to bring Large Waste to a waste collection facility by yourself

Large Waste from households in Hiroshima City may be brought **directly** to the following facilities.

For appliances subject to the Household Appliance Recycling Law, bring them to:

(1) Okayamaken Freight Transportation Co., Ltd. (Hiroshima Main Branch Office)

4-10-202, Kan-on-shin-machi, Nishi-ku, Hiroshima

Tel: 082-297-2411/Fax: 082-297-5621

(2) Seino Transportation Co., Ltd. (Hiroshima Branch Office)

6-2-15, Konan, Naka-ku, Hiroshima

Tel: 082-545-9071/Fax: 082-545-9368

Hours: Monday-Friday (9 am-12 pm, 1-4:30 pm)

Saturdays (irregular hours)

Closed: Sundays, national holidays, Obon summer vacation period, year-end, and New Year holidays

Note: For items subject to the Home Appliance Recycling Law, you have to purchase a separate Home Appliance Recycling Payment Ticket by transferring the recycling fee at a post office or Japan Post Bank counter, in addition to the payment ticket issued by the City.



For other appliances, bring them to:

Asaminami Large Waste Treatment Facility

4-3990 Tomokita, Asaminami-ku, Hiroshima

Tel: 082-848-1114/Fax: 082-848-1189

Hours: Monday to Friday (9 am-4 pm)

Closed: Weekends, national holidays, August 6, and December 29-January 3



Other Information



The smoke, soot, and strong smells caused by burning waste can be disruptive to your neighbors. In most cases it is illegal. The City has received numerous complaints from residents stating that they cannot open their windows due to smoke, that their fences and laundry are getting dirty, and that they are concerned about the adverse effects to their health.



Illegal dumping is a crime: not only does it make communities unpleasant places to live but it also causes serious environmental damage such as the pollution of public bodies of water.

The City of Hiroshima
Environment Bureau, Operations Department, Operations Division I, Supervision Section